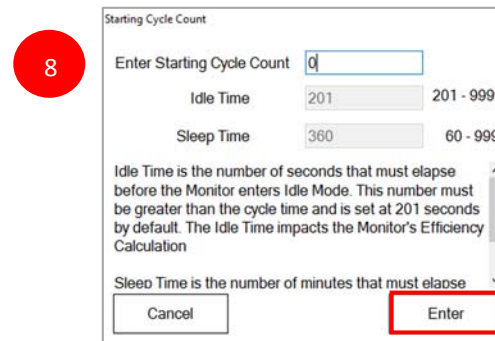
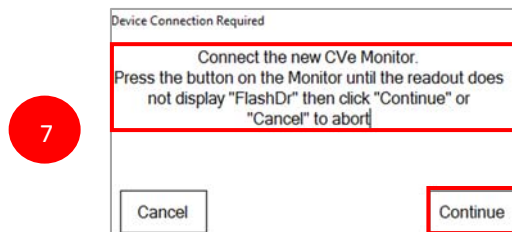
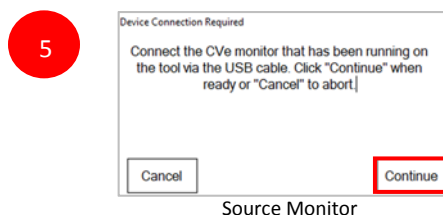
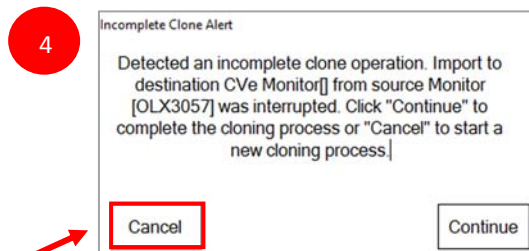



CVe Monitor Cloning

Requirements: Installed & Configured OnDemand Software, the source Monitor with the data to be copied, the new (destination) Monitor, 1 USB to Mini USB cable to connect the Monitor to you PC.

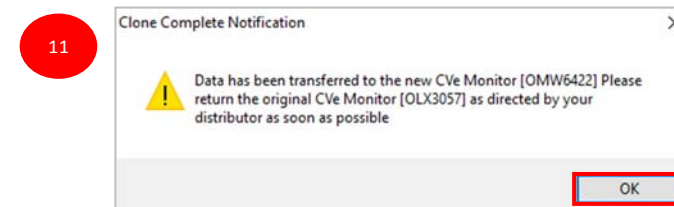
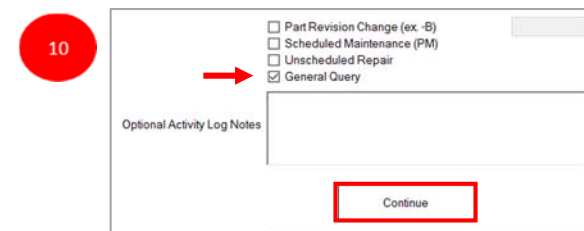
1 Contact HelpDesk@ASTTech.com and provide them with the Device ID for the source Monitor and the new Monitor. They will respond with a passcode to copy the Monitor. **COPY** the passcode to your clipboard.



ALWAYS 0
When
Cloning



Enter info from Source Monitor.



For complete OnDemand software instructions, please refer to the User Guide.
For technical assistance please email: helpdesk@asttech.com.